

Status on Financial Agreements and Invoicing and Billing

Paulo Neiva Fernandes

9th NCA meeting

Lisbon, 6 May 2014

Summary

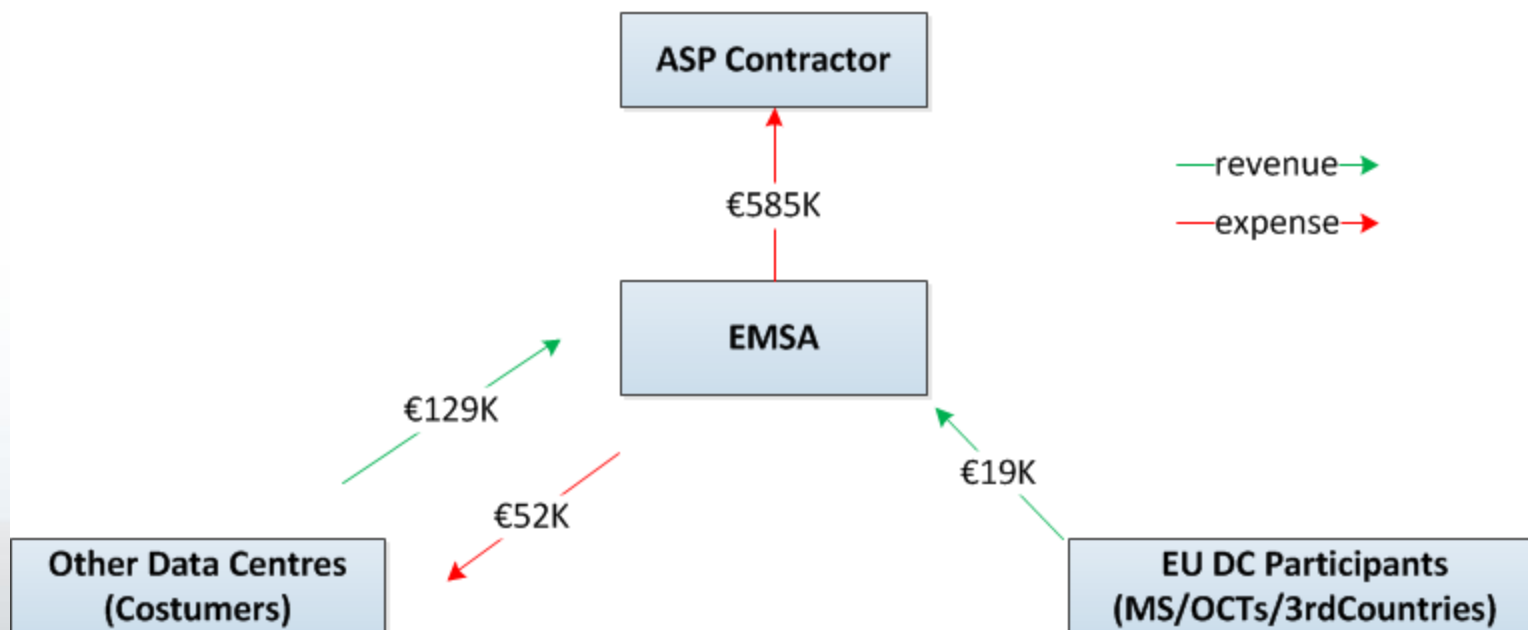
1. Update on financial agreements with other DCs
2. Financial Flow and Operational Balance
3. New LRIT Consumption Tool – 01/01/2014 onwards
4. New Prices – 01/01/2014 onwards

Update on financial agreements

- Agreements concluded with 59 LRIT DCs in production
- Three umbrella Agreements with Pole Star, Fulcrum and CLS covering 48 DCs
 - Pole Star: 34 DCs
 - Fulcrum: 8 DCs
 - CLS: 6 DCs
- 11 individual agreements: Argentina, Brazil, India, Iran, Pacific, Russia, South Korea, Turkey, Ukraine, USA and Panama

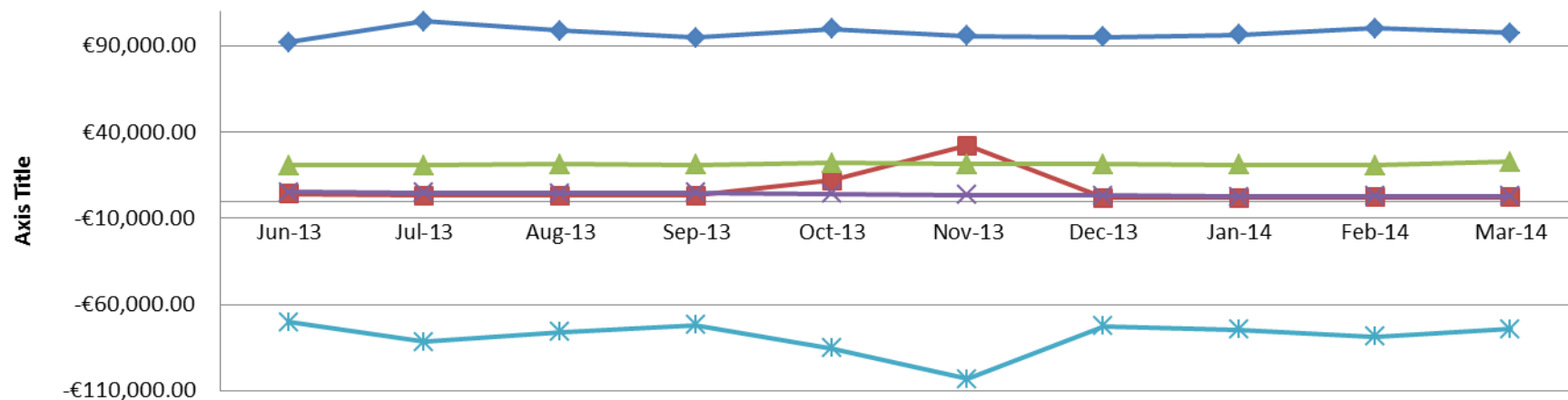
LRIT Financial Flow

EU LRIT CDC Yearly Financial Flow – 4Q13/1Q14



LRIT Financial Operations Balance

LRIT Financial Operations Balance

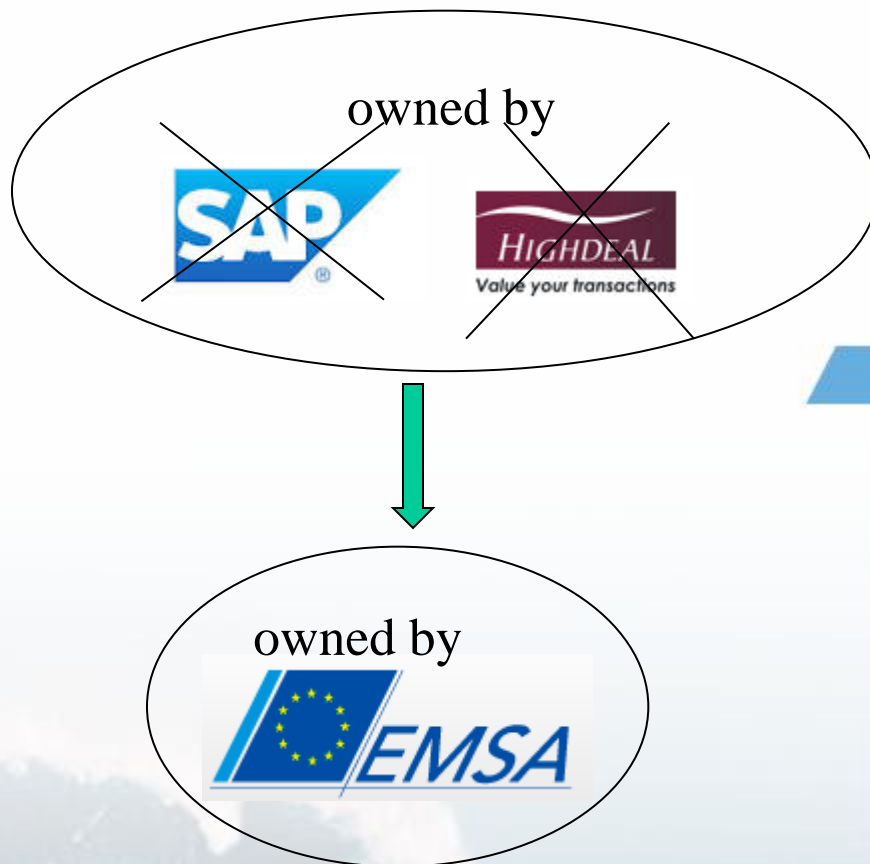


	Jun-13	Jul-13	Aug-13	Sep-13	Oct-13	Nov-13	Dec-13	Jan-14	Feb-14	Mar-14
ASP Supplier	€92,048.54	€104,095.60	€98,768.96	€94,661.82	€99,672.00	€95,900.09	€95,145.84	€96,493.42	€100,289.28	€97,614.38
DC Suppliers	€4,058.05	€3,249.59	€3,149.75	€3,102.64	€11,910.01	€32,095.67	€1,933.66	€1,721.06	€2,247.26	€2,206.89
DC Customers	€20,645.90	€20,621.04	€21,296.94	€20,921.09	€22,224.76	€21,430.37	€21,341.36	€21,030.63	€20,832.29	€22,603.10
CoU Customers	€5,192.20	€4,922.61	€4,686.47	€4,972.92	€4,120.37	€3,486.04	€3,351.07	€2,516.11	€2,970.60	€2,909.48
Balance	-€70,268.49	-€81,801.54	-€75,935.30	-€71,870.45	-€85,236.88	-€103,079.35	-€72,387.07	-€74,667.74	-€78,733.65	-€74,308.70

New LRIT Consumption Tool – 01/01/2014 onwards

Background

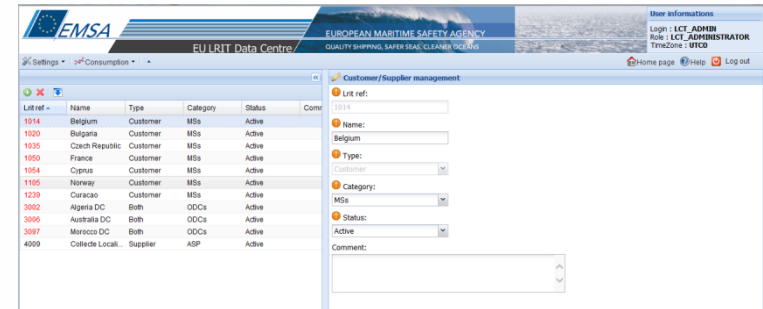
- Previous LRIT I&B System built in 2009 (Highdeal Product from SAP)
- SAP will decommission the Highdeal product by end of 2013 and attempted to force EMSA to use a new product
- EMSA decided instead to develop a custom made solution adapted to business needs




New LRIT Consumption Tool – 01/01/2014 onwards

New Solution

- Simpler system and service
 - Integrated into the EU LRIT CDC
 - Simpler Billing rules (CoU)
 - Usable by financial operator (no IT support)
- Reduce Operations effort for users and system administrators. Only used by EMSA staff
- Validated independently by a CMMI® level 5 rated company. Fit for operations seal given by EMSA accountant.
- Fully operational since 1st April 2014 (not April's fool prank)
- First Billing Cycle 1Q14 concluded successfully.
- No impact on the LRIT financial service





Report Number:
<Report number>

Customer:
<LRIT ID> - <LRIT ID Name>

Billing period:
<startDate> to <endDate>

Customer Consumption Report
for Member States

Total consumed by the customer: EUR 2.58

Customer Consumption			
Billable Items	Quantity	Unit Price	Cost
[CoU_EU_Rpt] - EU Reports	20	0.11	2.2
[CoU_NEU_Rpt] - Non-EU Reports	2	0.19	0.38
Total			2.58

New Prices – 01/01/2014 onwards

Annex 1- EU LRIT Data Centre Price List for EU / EEA Member States

Billable Item Code In Invoice	Description	Cost
[CoU_EU_Rpt]	EU Report	€0.112
[CoU_NEU_Rpt]	Non-EU Report	€0.19

1. 6 hour Mandatory EU Reports from own fleet and Ship Integration are paid by EMSA for MSs and EEA Countries.
2. Messages already in the EU DC database are distributed for FREE following DDP rules (excludes non-EU position reports).
3. SAR costs are paid by EMSA.

Prices may be revised upwards or downwards each year.

Revision shall be determined by the Monetary Union Index of Consumer Prices (MUICP) published by the Office Publications of the European Communities in the Eurostat monthly bulletin.

Revision may occur if the MUICP records a price level evolution of 3% or more for a consecutive period of 12 months.

In addition, the *Non-EU Report* cost may be revised yearly depending on the exchange rate between the dollar and the euro.

Questions

???